



The Future of Line Marking

Suppliers of Line Marking Paint and Equipment
to the Sports and Leisure Industry Worldwide

LINE MARKING HANDBOOK



www.pitchmark.com

INTRODUCTION



Welcome to the 2nd edition of the Line Marking Handbook from Pitchmark, suppliers of line marking products worldwide including to the FIFA World Cup 2014™ and EURO 2016™.

Our aim as a company is to improve the working life of groundsmen, whilst also raising the standard of line marking globally. We hope this guide helps explain how to mark out your sports pitch.

To further make things easier, this guide, related 'How To' videos and even more sports are available online at www.pitchmark.com, or you can download our free app by searching for *Pitchmark* in Google Play or the App Store.

We've tried to be as accurate and thorough as possible whilst creating this booklet, and we have sourced dimensions direct from the relevant international governing bodies where available. However, dimensions may have changed since this book was printed (March 2017), so please do check with the relevant authority if in doubt. This booklet is a guide only, and Pitchmark cannot accept responsibility for any errors.

2. Introduction
3. Contents
4. Products - Machines
5. Products - Paint
6. Products - Accessories
7. Hints & Tips - Stringing Out
8. LineFix - Introduction
9. LineFix - Example
10. American Football
11. Athletics - Discus
12. Athletics - Javelin
13. Athletics - Shot Put
14. Athletics - 200m Track
16. Athletics - 300m Track
18. Athletics - 400m Track
20. Badminton
21. Cricket
22. Football - 9 v 9
23. Football - Senior
24. GAA
25. Hockey
26. Netball
27. Rounders
28. Rugby League
29. Rugby Union
30. Tennis
31. LineMaster GPS System

MACHINES



Eco and Classic line markers are now supplied with a 3-year manufacturer's warranty.



ECO CLUB

Popular, universal spray line marker for all users with 9ah battery, 50 - 150mm line width, and strong steel chassis.



ECO PRO

Professional spray marker with 14ah battery, moulded 25 litre mixing tank and 6 litre water tank for cleaning.



CLASSIC

Sturdy transfer wheel marker for amateur and professional clubs alike, with 50, 75, 100 or 120mm line width.



AERO-LINE

Simple yet effective aerosol marker, for use with our 'Promarker' range of 750ml aerosols.



UNIMARKER

This manoeuvrable two-wheeled marker with bottle is ideal for golf courses to replace aerosols.



LINEMASTER

The perfect tool for those with 10+ pitches. Uses advanced GPS technology for no-strings marking. *See page 31.*



Not sure which paint is right for you? Visit pitchmark.com or call us on 01454 776666.

PAINTS



ECOLINE+

Advanced, professional ready-to-use line marking paint. Use from only 1.5L/pitch. Also available in blue, red or yellow.



DIRECT

Bright, durable and versatile ready-to-use paint for use in spray markers. From only 3 litres per pitch.



EXTREME

High quality, very bright concentrate paint for professional users. Perfect for winter sports.



CLUBLINE

Great quality concentrate paint for those who mark regularly. Also available in blue, red or yellow.



TRANSFER

Easy-to-use yet effective ready-to-use paint for transfer wheel line markers. Can be diluted up to 1-1.



AGP

Specialist, long-lasting paint for artificial or synthetic grass pitches. Also available in blue, red or yellow.

ACCESSORIES



AEROSOLS

Quality range of 750ml aerosol cans, available in seven colours: white, yellow, blue, red, green, black and orange.



ECOCLEAN

Eco-friendly cleaning solution to keep your marker pristine. Flush through the system and let nozzles soak.



LINEFIX

Unique, innovative socket system to aid re-marking. Contains 30 sockets, 6 pins and an installation key. *See page 8.*



INITIAL MARKING KIT

Complete kit for setting out your pitch for the first time. Includes 500m polywire with a reel, and 100m tape.



SERVICE KIT

Useful selection of easily-replaceable parts to keep your line marker in top condition.



MIXING KIT

This kit includes bucket, jug and funnel to make mixing concentrate paints easier and more accurate.



Lift rather than drag string after marking, to avoid spreading paint across your pitch.

HINTS & TIPS

STRINGING OUT

- Before starting, make sure you have enough space for the pitch you are trying to create, using this booklet as a guide for dimensions.
- Cut the grass beforehand, and try to string out and mark on a dry day if possible.
- It is much easier and quicker to do this with two people.
- Mix or shake your paints thoroughly, depending on the paint you have, and ensure your battery is fully charged (if applicable).
- Before beginning, make sure you have these tools to hand:



Ground Pegs



100m Tape



3,4,5 Triangle



150m+ String



Aerosol Can

Our Initial Marking Kit (opposite) contains all these products.

- To start measuring and stringing out your pitch, follow the step-by-step video guides available on our website, app, or YouTube channel.
- Once you've strung out and marked for the first time, install LineFix sockets (see pages 8 & 9) to save you doing it again next season!

LINEFIX INTRODUCTION

Linefix sockets can be unscrewed for renovations and reinstalled after - no need to buy more!


Once you've measured and marked your pitch out, you can install LineFix sockets around the pitch to aid you when remarking.

LineFix is a unique combination of sockets, pins and a key to screw into the ground.

Being able to string out from exactly the right point helps you retain accuracy, and means you won't have to go through the process of measuring the following season.

A LineFix Kit contains 30 sockets (in blue, orange, white or yellow), 6 pins and a key. As you can see on the example opposite, you need around 26 sockets for football.

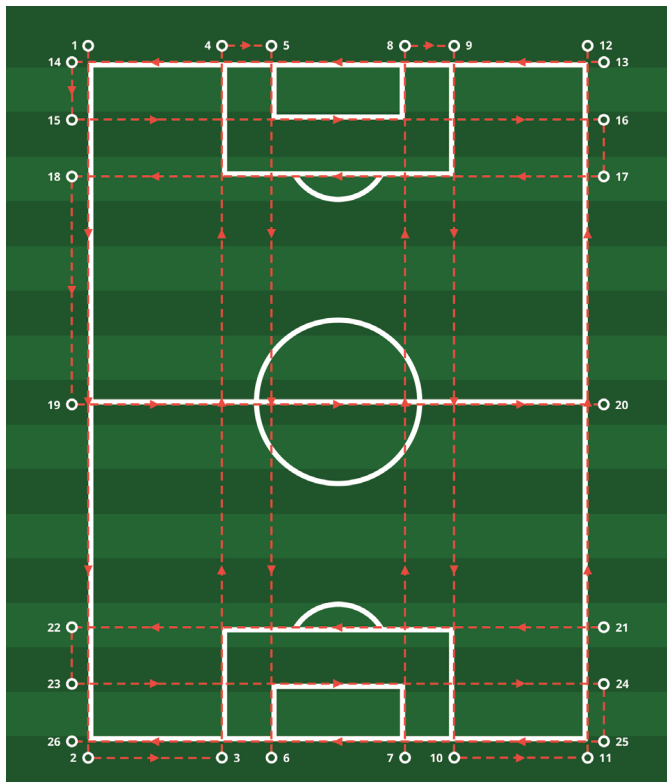
Visit www.pitchmark.com for more information.





Blocked nozzles? Contact us today to order a nozzle cleaning brush!

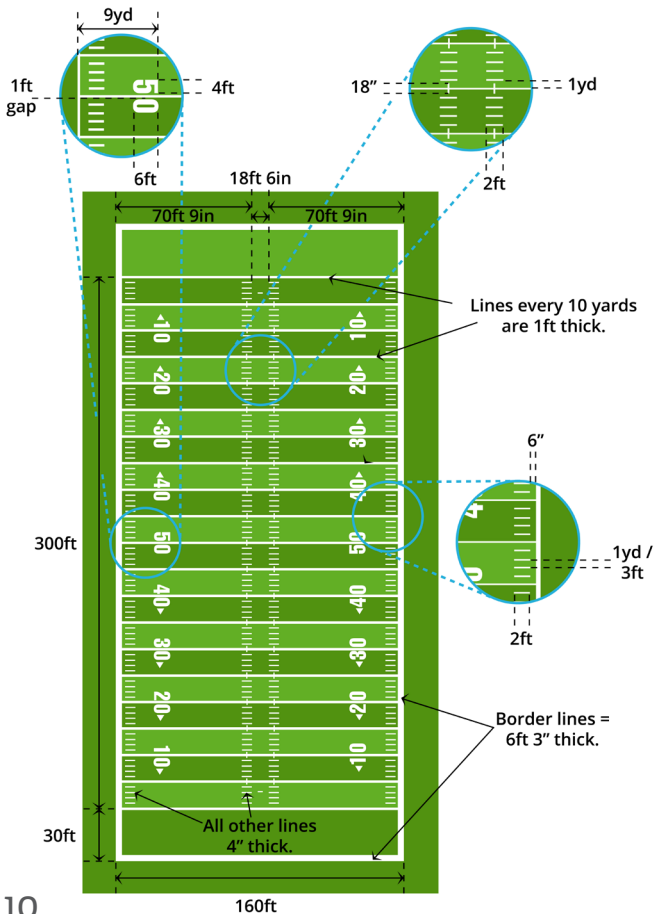
LINEFIX EXAMPLE



○ indicates where sockets should be placed. All sockets must be placed at least **1m** from the perimeter of the pitch. When you have finished each section, be sure to wind the rope in on the line itself, or lift the rope above the pitch and carry it. **DO NOT** drag the rope across the pitch as this will cause 'ghosting' of the lines. This diagram is a suggestion only and accurate pitch measurement should always be carried out first.

AMERICAN FOOTBALL

Average no. of litres of Direct ready-to-use paint required to mark this field.



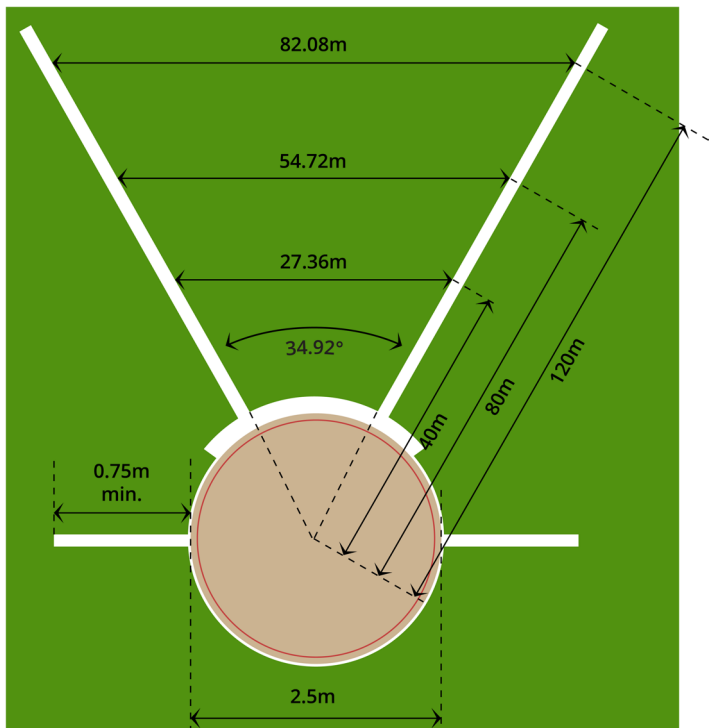
ifaf.info/documents





Mark out on a dry day
and after cutting the grass.

ATHLETICS DISCUS



Line Width = 50mm

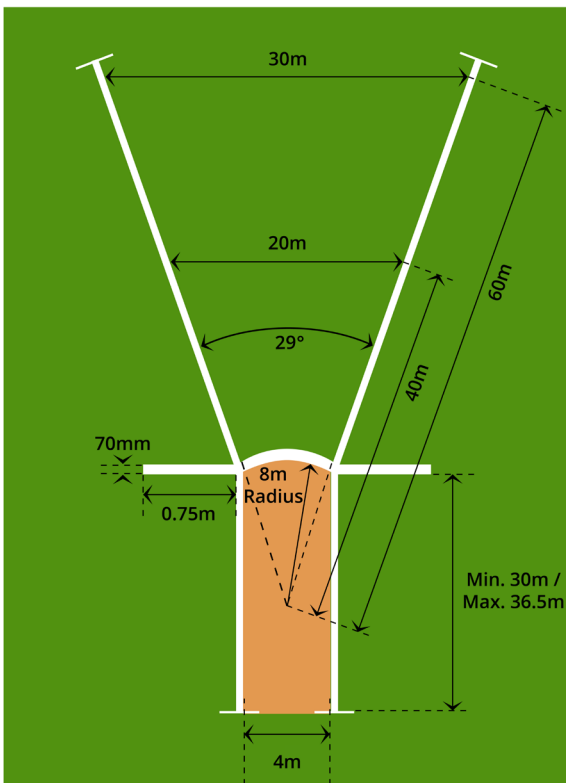


ATHLETICS

JAVELIN



If possible, set the height of the nozzle so that paint is just hitting the bottom of the discs.

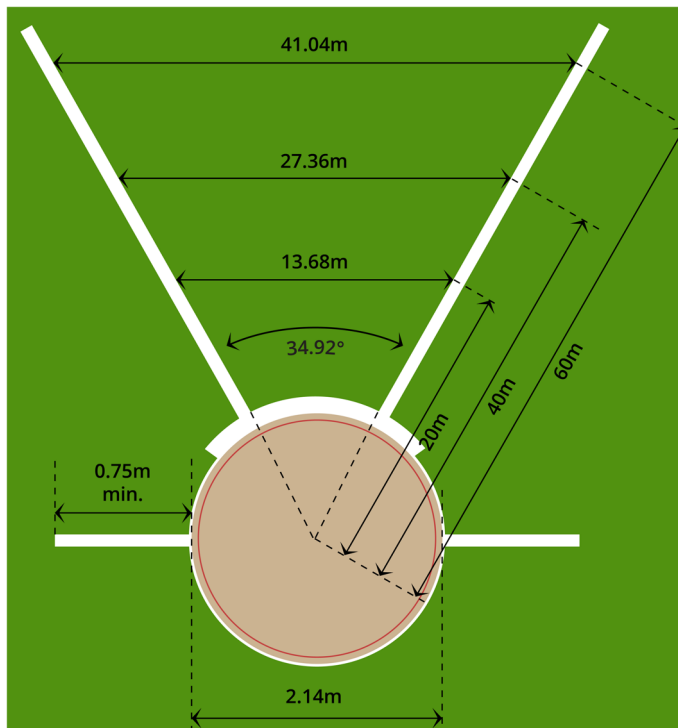


Line Width = 50mm
(unless stated)



When finished, run warm water or EcoClean through the marker to keep it in top condition.

ATHLETICS SHOTPUT



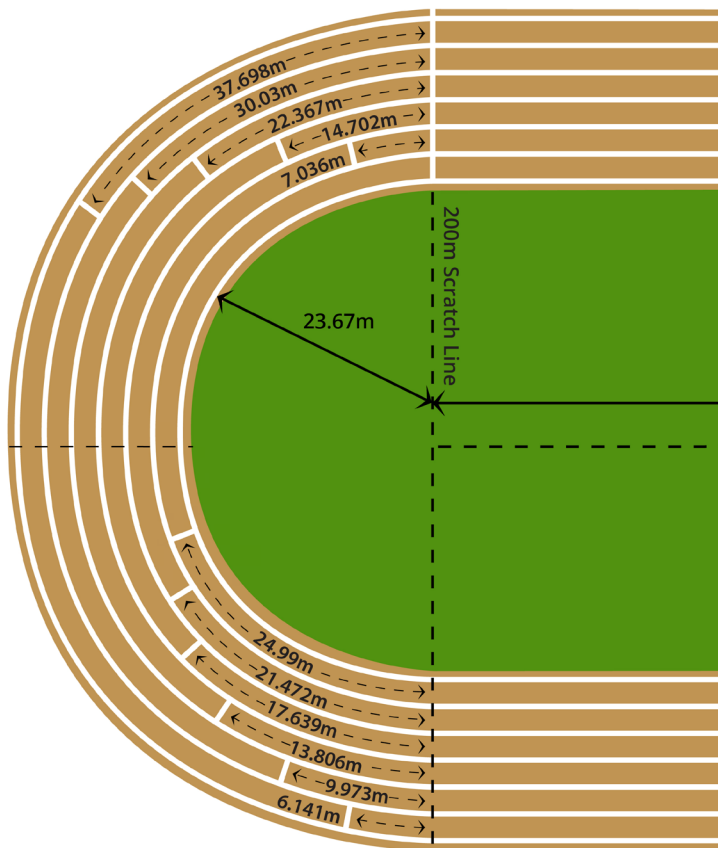
Line Width = 50mm



ATHLETICS

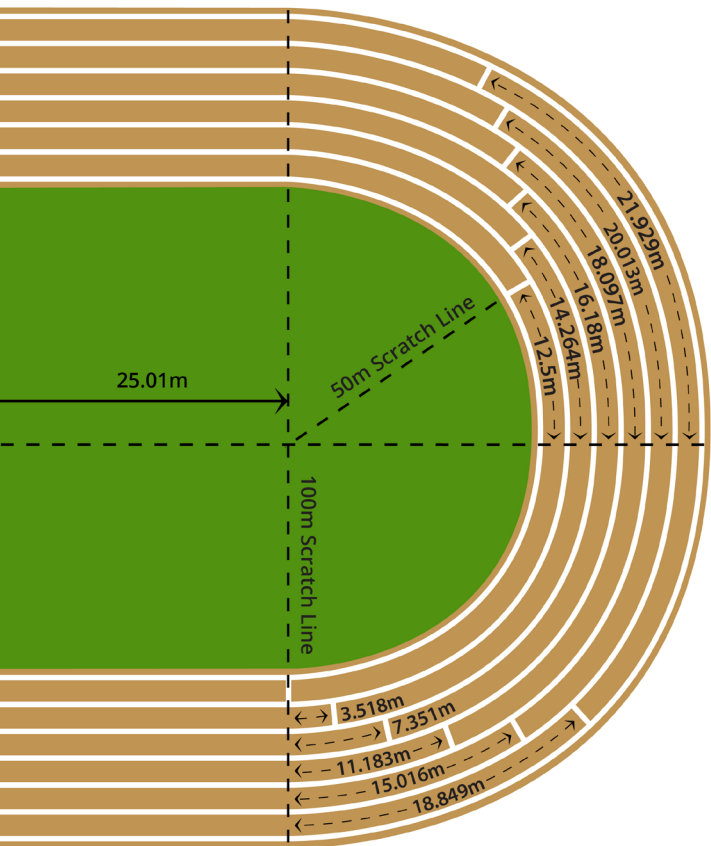
200M TRACK

Average no. of litres of
Direct ready-to-use paint
required to mark this track.





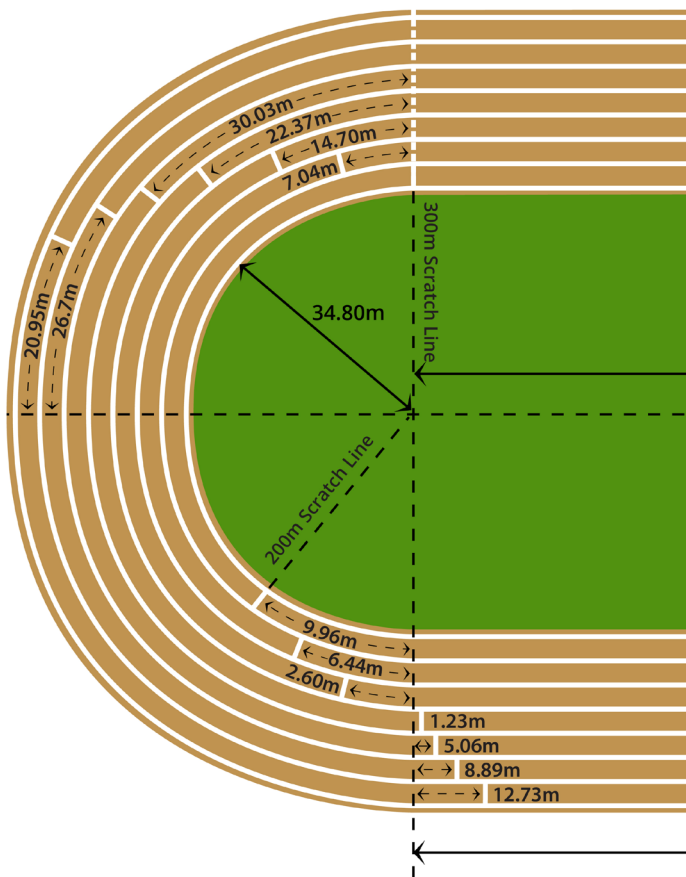
Shake ready-to-use paints thoroughly for at least 10 seconds before each use.



ATHLETICS

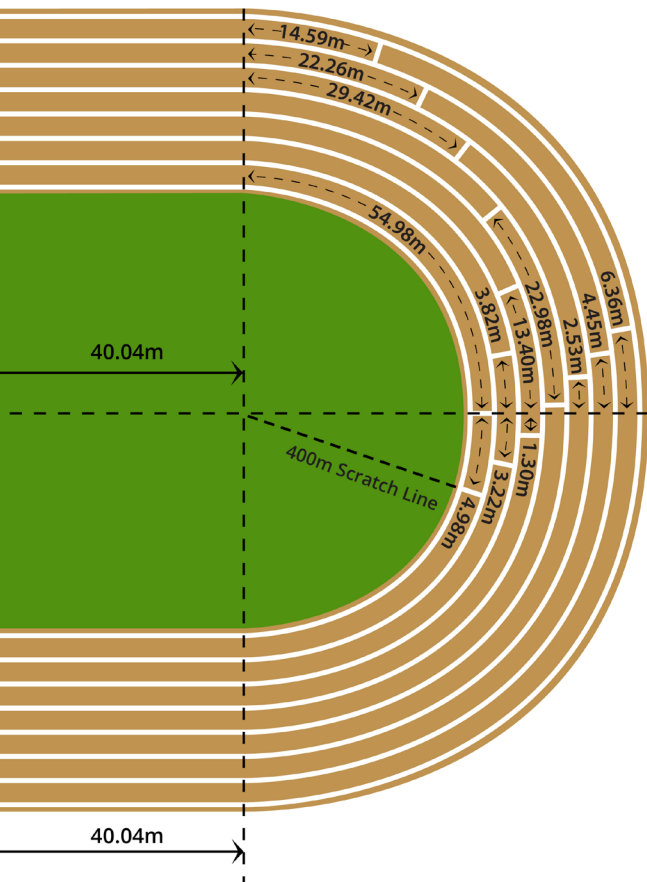
300M TRACK

Average no. of litres of
Direct ready-to-use paint
required to mark this track.





Having trouble with low pressure? Check and double check all push fittings.



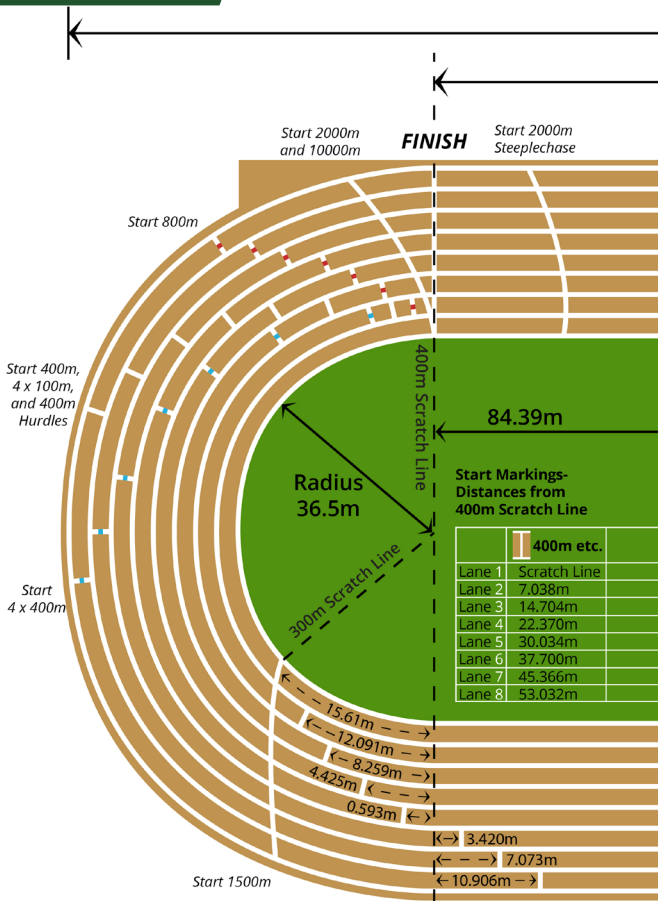
ATHLETICS

400M TRACK

Average no. of litres of
Direct ready-to-use paint
required to mark this track.

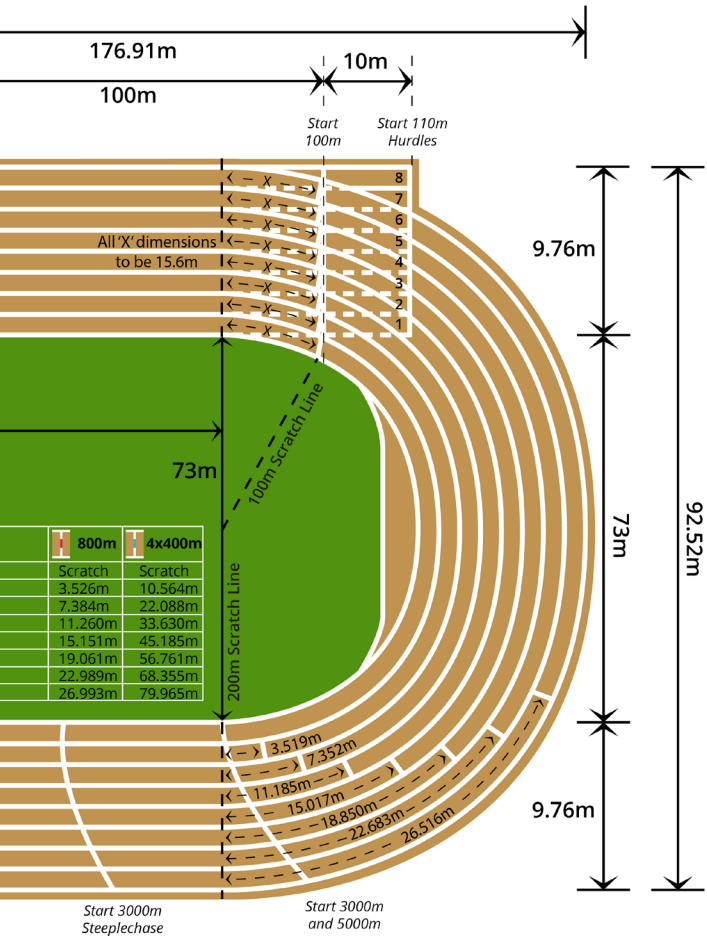


iaaf.org/about-iaaf/documents/technical





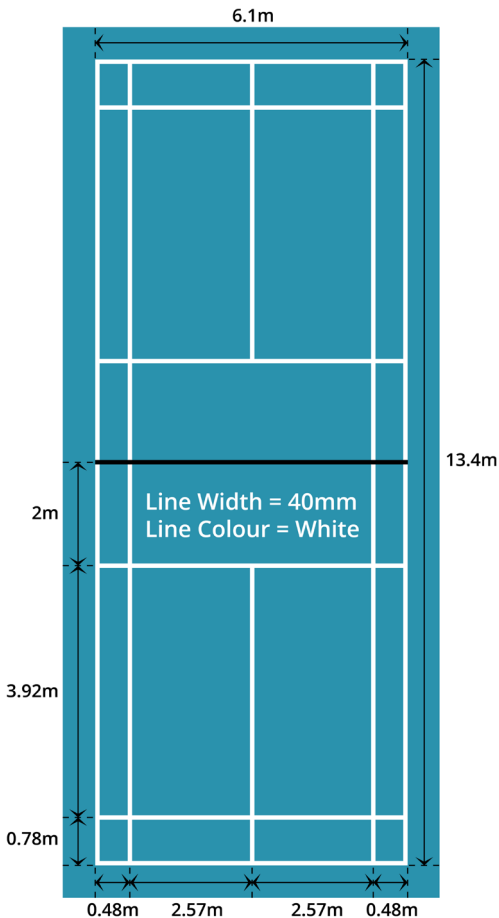
Make sure you keep
paints stored at
temperatures over 5°C.



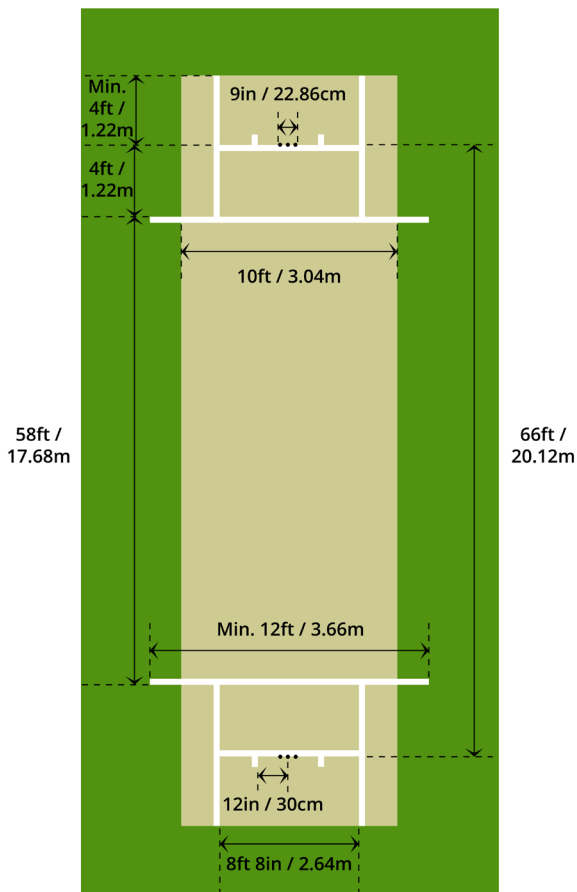
BADMINTON



Adjust the scraper on a wheel-to-wheel marker to stop debris entering the tank.

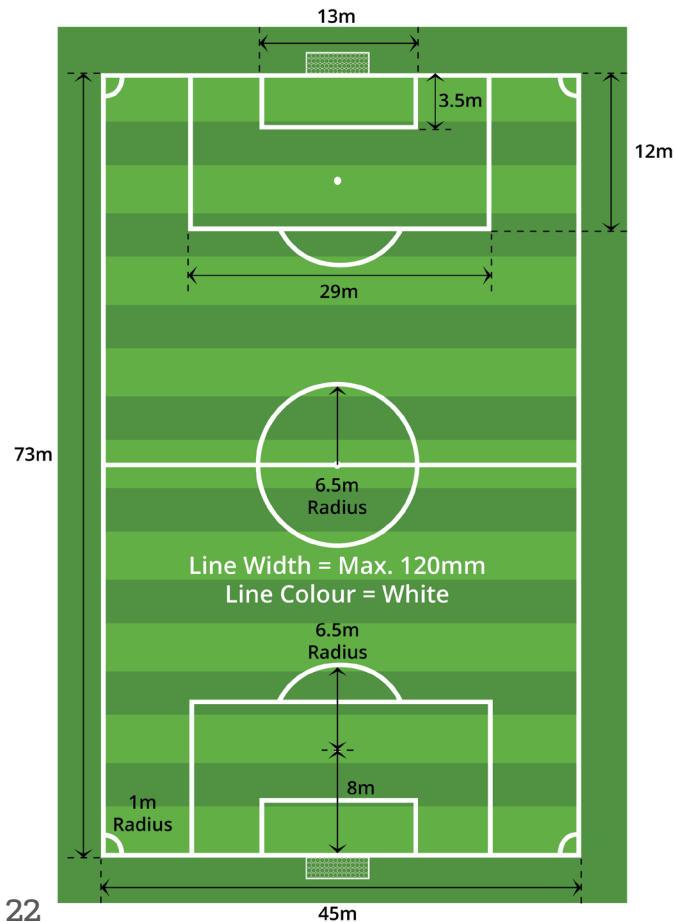


CRICKET



FOOTBALL (9 v 9)

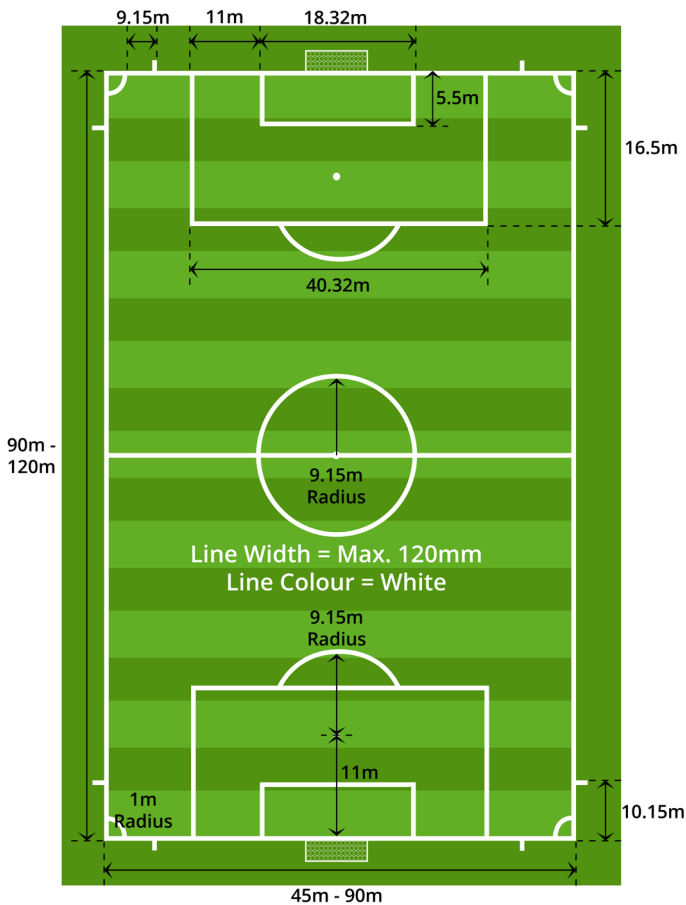
Average no. of litres of
Direct ready-to-use paint
required to mark this pitch.





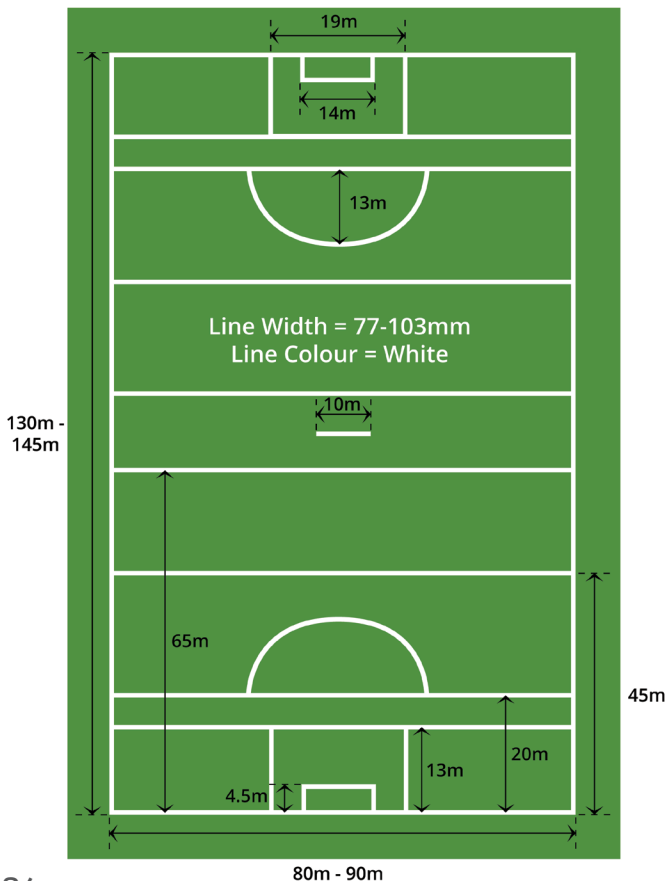
Average no. of litres of
Direct ready-to-use paint
required to mark this pitch.

FOOTBALL



thefa.com/football-rules-governance/lawsandrules

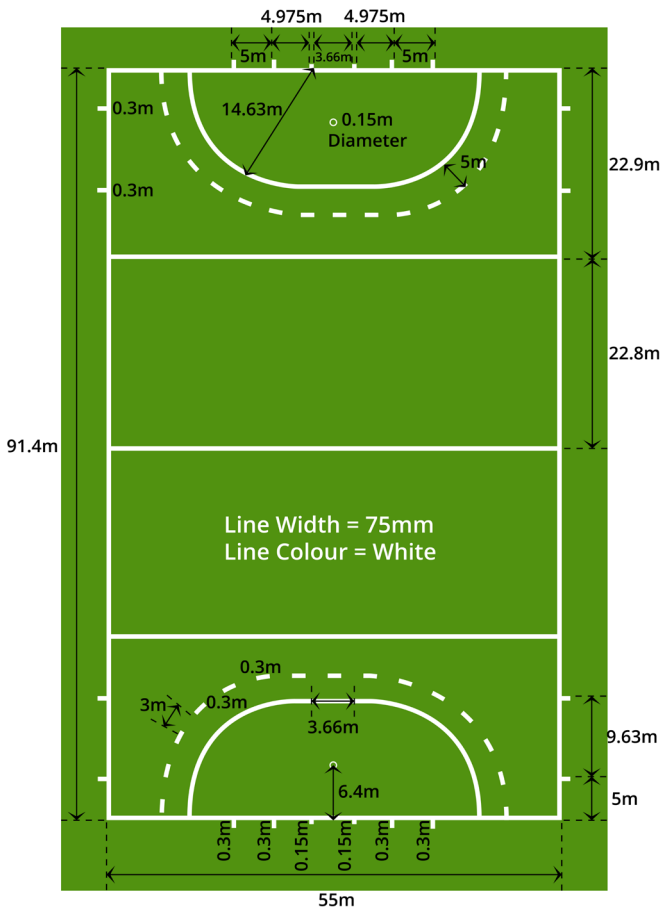






Average no. of litres of
Direct ready-to-use paint
required to mark this pitch.

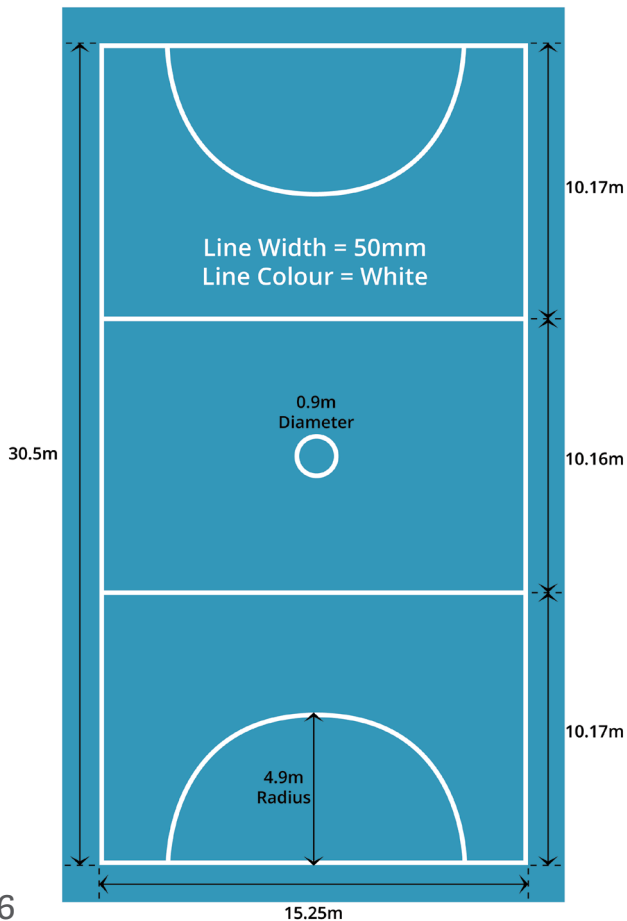
HOCKEY (FIELD)



NETBALL



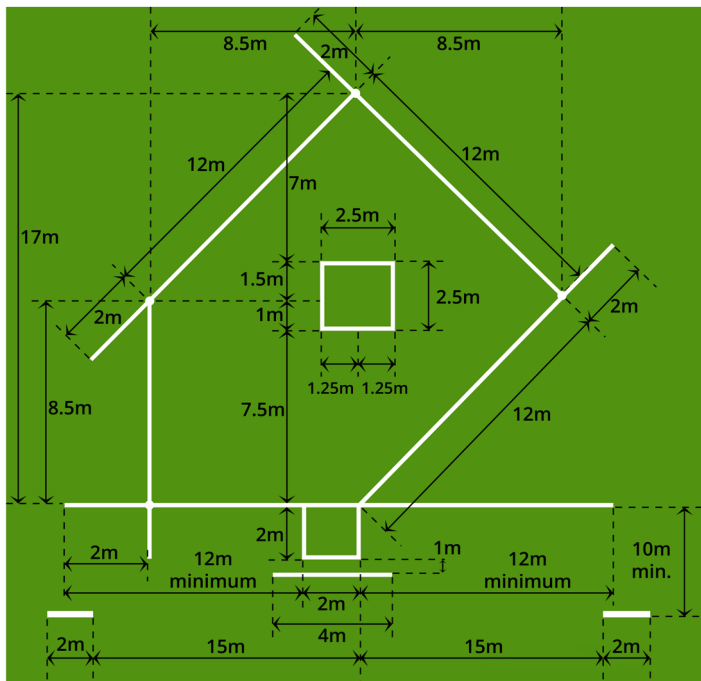
For perfect circles, attach string between the front of your marker to the centre spot and keep taut.





Average no. of litres of
Direct ready-to-use paint
required to mark this field.

ROUNDERS

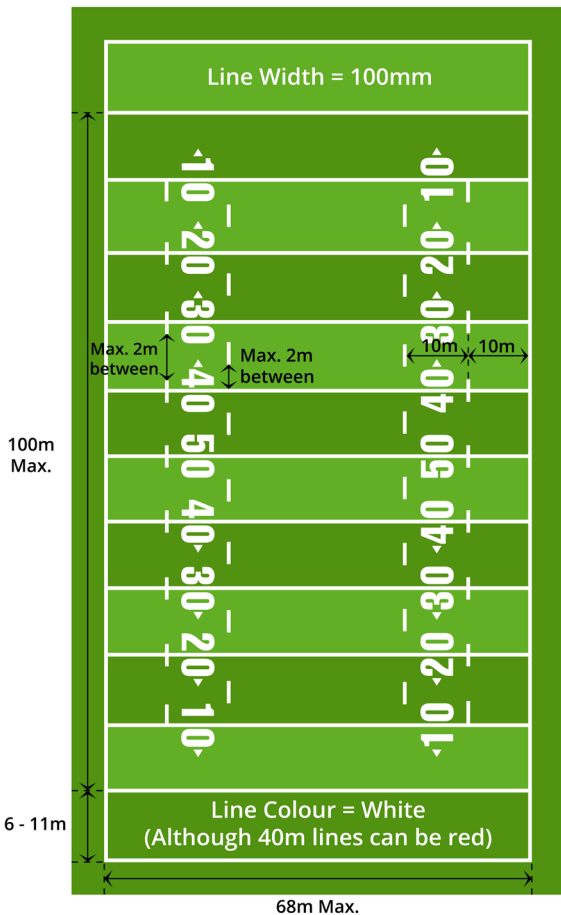


Line Width = 50mm
Line Colour = White

 www.roundersengland.co.uk/markings-plan-for-a-rounders-pitch/

RUGBY LEAGUE

Average no. of litres of Direct ready-to-use paint required to mark this pitch.

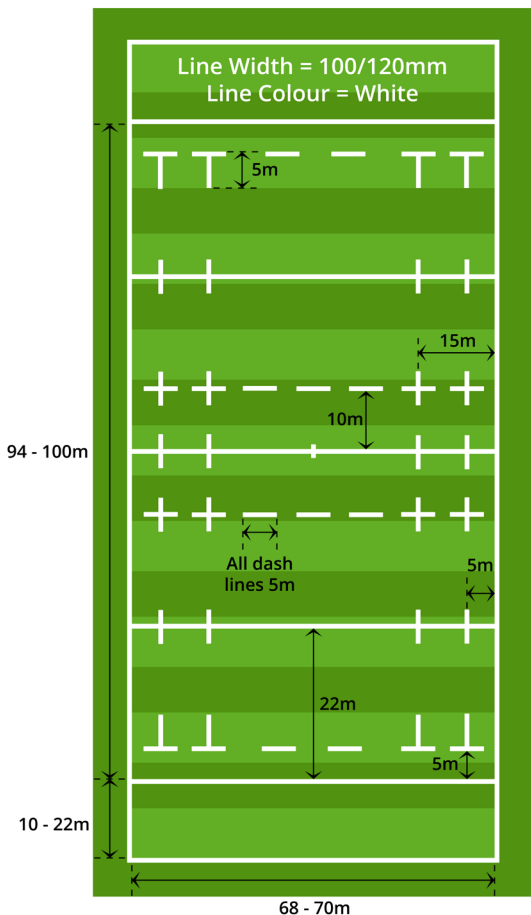


rugby-league.com/the_rfl/rules/laws_of_the_game



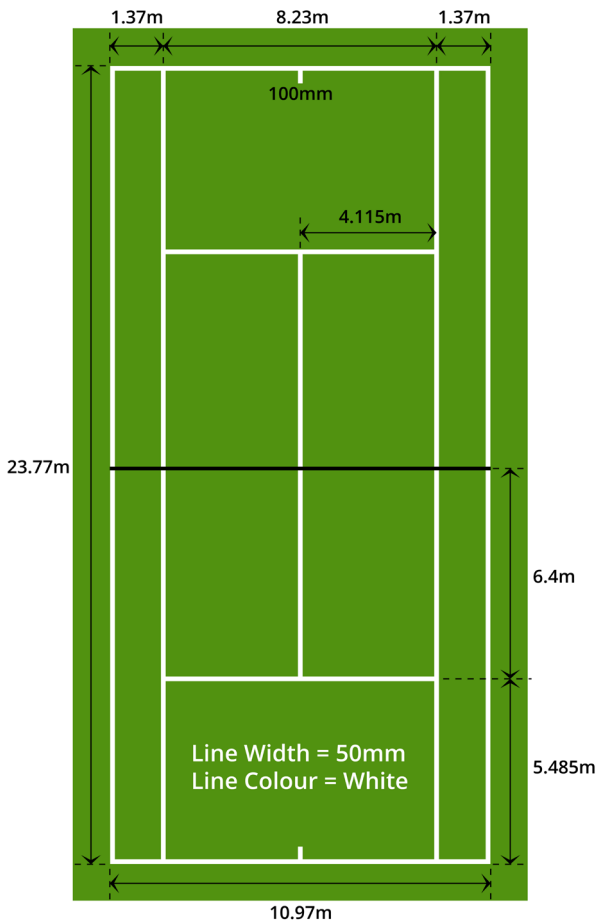
Average no. of litres of
Direct ready-to-use paint
required to mark this pitch.

RUGBY UNION



TENNIS

Average no. of litres of
Direct ready-to-use paint
required to mark this court.



itftennis.com/technical/publications/rules/courts/overview





Don't try to unblock nozzles manually as this can damage them. Instead, soak in EcoClean.

LINEMASTER GPS SYSTEM

Pitchmark's LineMaster is the ultimate GPS line marking system, consisting of the tripod base unit, rover unit on an Eco Pro, and our ready-to-use paints.

Designed to replace the age-old method of measuring and stringing out sports pitches, the LineMaster uses advanced millimetre-accurate GPS technology to make line marking automated and hassle-free.

The LineMaster gives you the ability to mark any shape, any size, on any surface, making it one of the most advanced line marking systems in the world.

Contact us today for more information or to request a demonstration.



Saves you valuable time and labour costs.



Ultimate accuracy to the nearest millimetre.



Touch screen makes it easy-to-use for anyone.



Advanced military grade GPS technology.



3 year warranty and full support from Pitchmark.





The Future of Line Marking

Suppliers of Line Marking Paint and Equipment
to the Sports and Leisure Industry Worldwide



www.pitchmark.com



@PitchmarkLtd

Download our free app! Search for *Pitchmark*
in Google Play or the App Store.



sales@pitchmark.com

| +44 (0)1454 776666